

4/16/2014

URL Series

LED Roadway

70 CRI; 4000K or 5000K

Will replace 70w to 400w HID

The URL Series LED Roadway is a powerful, energy saving roadway light fixture. Long-life LEDs make this an attractive fixture for new construction or retrofit projects.

Features:

- Domestically Designed; Assembled in USA
- L_{70} : 60,000 hours (reported)
- L_{90} : 105,000 hours (projected)
- Up to 68% energy savings
- Heavy Duty Aluminum Die-Cast Housing
- 70 CRI (4000K or 5000K CCT)
- Standard Gray Housing Color
- Operating Temperature: -20°C - 50°C
- Other color options: Black, Bronze, Silver, White, or Unpainted
- Options include:
 - Two Bolt Fitter Clamp
 - Long-Life Photocontrol
 - Dimming Photocontrol
 - Fuse
 - Power Door
 - House Side Lighting Control



Applications:

- Streets and highways
- Parking lots
- Campuses
- Government and public facilities
- Mixed-use developments
- Residential communities
- Retail centers

Standard Package Includes:

- Shorting Cap
- Bubble Level
- Bird Guard
- Extra Surge Protection
- Door Safety Tether

Effective Projected Area (EPA):

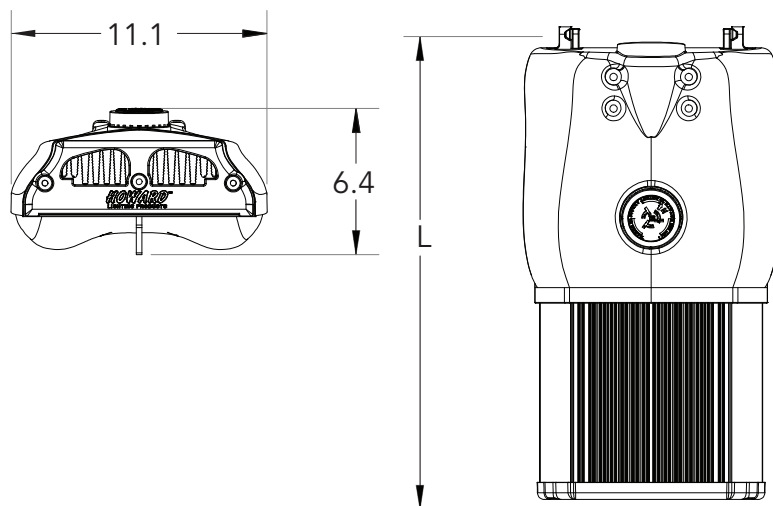
URL04 = 0.65

URL08 = 0.71

URL12 = 0.76

URL16 = 0.88

Dimensions:



Number of LEDs	4	8	12	16
Watts @ 1050mA	55	106	154	208
Watts @ 700mA	35	70	104	139
Dimensions (L) (in.)	16.6	18.6	20.6	24.6

Specifications subject to change without notice.

URL Series

LED Roadway

70 CRI; 4000K or 5000K

Will replace 70w to 400w HID



Model Family	# LEDs	Optics	Drive Current	CCT	Voltage	Housing Color	PEC Function	Options*
URL	12	3M	70	40	U	GY	L	00000
URL	04	2S: Type II Short	35: 350mA	40: 4000K	U: 120-277v	GY: Gray (Stand)	L: Long Life Photocell	00000: No Options
LED Utility	08	3M: Type III Med.	53: 525mA	50: 5000K		BK: Black	P: Standard Photocell	A: 2-Bolt Fitter Clamp
Roadway	12		70: 700mA			BZ: Bronze	D: Motion Sensing Dimming	B: Bubble Level
	16		10: 1050mA			SL: Silver	N: No Controls	F: Fuse
						UP: Unpainted	S: Shorting Cap	G: Bird Guard
						WH: White		P: Power Door
								V: Extra Surge Protection

* Consult Factory for ordering option configuration.

Sample Ordering Number:

URL 12 3M 70 40 U GY L 00000

LED Utility Roadway

12 LEDs

3M Optics

700mA

4000K (70 CRI)

120-277v

Gray Housing

Long Life Photocell

No Options

Specifications subject to change without notice.

4/16/2014

URL Series

LED Roadway

70 CRI; 4000K or 5000K

Will replace 70w to 400w HID

URL Type 3 Medium Product Family at 700mA									
Model		URL043M		URL083M		URL123M		URL163M	
LED Count (Philips Luxeon M)		4		8		12		16	
Input	Voltage (VAC) _{in}	120	277	120	277	120	277	120	277
	Current (A) _{in}	0.31	0.14	0.60	0.26	0.96	0.41	1.28	0.56
	Watts (W) _{in}	35		70		104		139	
	Power Factor	0.95		0.96		0.90		0.90	
	THD	<20%		<20%		<20%		<20%	
Output	Forward Voltage of LED Array	45		90		134		179	
	LED Drive Current mA ¹	700		700		700		700	
	Watts (W) _{out}	31		63		94		125	
	Electrical Efficiency	0.88		0.91		0.91		0.91	
	Luminaire Lumens	3391		6601		9760		12541	
	BUG Rating	B1-U0-G1		B2-U0-G1		B3-U1-G1		B3-U0-G2	
	Luminous Efficacy ($\eta = \text{lm}_{\text{out}} / \text{W}_{\text{in}}$)	97		95		94		90	
	IES Files Available	Yes		Yes		Yes		Yes	
	# Drivers	1		1		1		2	
	# Engines	1		2		3		4	
	Dimensions [WxHxL(inches)]	11.1 x 6.4 x 16.6		11.1 x 6.4 x 18.6		11.1 x 6.4 x 20.6		11.1 x 6.4 x 24.6	
	Weight (lb)	14.4		16		17.6		20.8	

URL Type 3 Medium Product Family at 1050mA									
Model		URL043M		URL083M		URL123M		URL163M	
LED Count (Philips Luxeon M)		4		8		12		16	
Input	Voltage (VAC) _{in}	120	277	120	277	120	277	120	277
	Current (A) _{in}	0.48	0.21	0.92	0.40	1.46	0.63	1.96	0.85
	Watts (W) _{in}	55		106		154		208	
	Power Factor	0.95		0.96		0.90		0.90	
	THD	<20%		<20%		<20%		<20%	
Output	Forward Voltage of LED Array	46		91		137		182	
	LED Drive Current mA ¹	1050		1050		1050		1050	
	Watts (W) _{out}	48		96		144		192	
	Electrical Efficiency	0.88		0.91		0.91		0.91	
	Luminaire Lumens	4447		8468		12240		16492	
	BUG Rating	B1-U1-G1		B2-U1-G2		B3-U0-G2		B3-U1-G2	
	Luminous Efficacy ($\eta = \text{lm}_{\text{out}} / \text{W}_{\text{in}}$)	81		80		79		79	
	IES Files Available	Yes		Yes		Yes		Yes	
	# Drivers	1		1		1		2	
	# Engines	1		2		3		4	
	Dimensions [WxHxL(inches)]	11.1 x 6.4 x 16.6		11.1 x 6.4 x 18.6		11.1 x 6.4 x 20.6		11.1 x 6.4 x 24.6	
	Weight (lb)	14.4		16		17.6		20.8	

¹ Drive current is customizable allowing for varying light output and power consumption per your needs.
 Specifications subject to change without notice.

4/16/2014

URL Series

LED Roadway

70 CRI; 4000K or 5000K

Will replace 70w to 400w HID

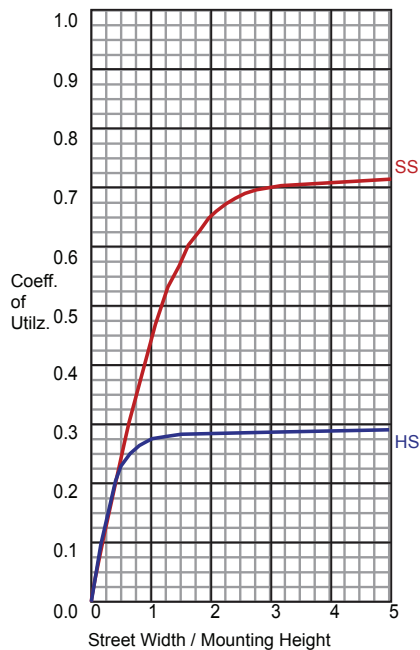
LED Roadway Fixture

URLxx3M Product Family

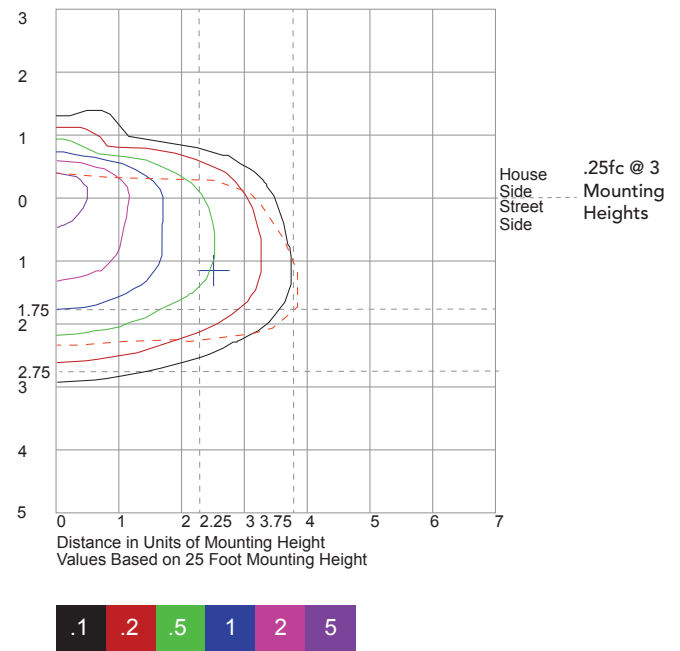
Light Distribution	3M (Type III Medium)
Cutoff Rating	Cutoff
Coefficient of Utilization (CU)	71.1% Streetside/28.9% Houseside
CCT	4000K; other colors available (specify)
CRI	≥70 ≥80 available (specify)
Mounting	2 or 4 bolt adjustable @ 1-1/4", 1-1/2", and 2" NPS
Leveling	Integral orthogonal bubbles
Surge Protection	To 10kV
Vibration Rating	To 3G

Driver Code (constant current)	D1E	D2E	D3E
Min. Driver Power Factor (pf _v)	0.95	0.96	0.90
Min. Driver Efficiency (η _{drv})	0.88	0.91	0.91
THD (Total Harmonic Dist, %)	≤20%	≤20%	≤20%

CU Plot



Typical (URL123M @ 1050mA) Illuminance Footprint



Specifications subject to change without notice.