

LED Football Full Cut-Off Wall Pack series can be widely used in indoor or outdoor lighting (wet location). Ideal for mechanical or electronic processing workshops, storage warehouses, steel mills, gas stations, toll booth, waiting rooms, the platforms of railway station, indoor stadiums.



LED Football Full Cut-Off Wall Pack Series



FEATURES

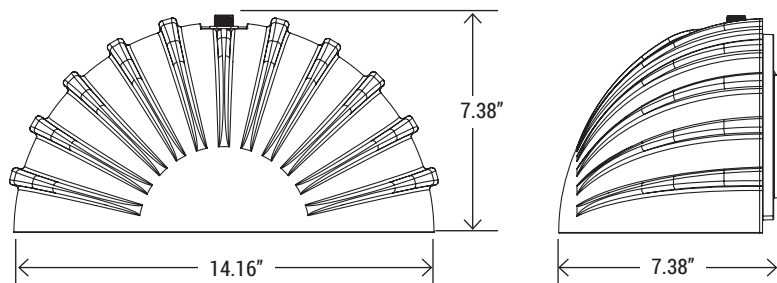
- Lumileds LED, high luminous efficiency and long working life.
- High efficiency LED Driver, the wide range input voltage AC120-277V.
- Excellent optics design, greatly improve the light utilization and evenness.
- Photocell control available (Optional)
- 1-10V Dimming.

Die-cast aluminum cooling design, high quality and better cooling for LED Tj < 85°C.



SPECIFICATION		
WATTAGE	45W	70W
LUMEN	6300 lm	9446 lm
EFFICACY	140 lm/W	135 lm/W
CCT	4000K, 5000K	
CRI	70	
INPUT VOLTAGE	120-277V	
POWER FACTOR	0.95	
DRIVER EFFICACY	90%	
DIMMING	1-10V Dimming	
LIGHT ANGLE	81.3°	
LIFE SPAN	75,000 hrs	
WORKING TEMPERATURE	-22°F ~ 113°F	
STORAGE TEMPERATURE	-40°F ~ 176°F	
OUTDOOR RATING	Wet location	
CABLE	Input Connect, No cable	
WARRANTY	5 year limited	

DIMENSION



WATTAGE	45W
NT. WEIGHT	7.7 lbs
BOX DIM.	14.96" x 7.68" x 7.87"
WATTAGE	70W
NT. WEIGHT	8 lbs
BOX DIM.	14.96" x 7.68" x 7.87"

EMERGENCY BACK-UP (SOLD SEPARATELY)



BLD-CM20N-480800-8W
8W Emergency Backup Battery
LED Driver

BLD-CM20N-480800-15W
15W Emergency Backup Battery
LED Driver

BLD-CM20N-480800-20W
20W Emergency Backup Battery
LED Driver

PHOTOCELL (SOLD SEPARATELY)



JL-413C
Photoelectric Switch 120-277V

Ordering Information

DLC Listing	Example
U-BWP-45W	U-BWP-45W-27-50K-P
U-BWP-70W	U-BWP-07W-27-50K-P

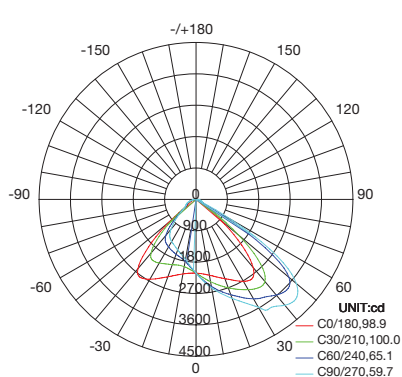
BWP	07W	27	50K	D	P
PRODUCT	WATTAGE	VOLTAGE	CCT	FINISH	CONTROL
BWP Football Full Cut-Off Wall Pack	45W - (45W) 07W - (70W)	27 (AC120-277V)	40K - (4000K) 50K - (5000K)	D - (Dark Bronze) W - (White) B - (Black) S - (Silver)	P - (PhotoCell)

LED Football Full Cut-Off Wall Pack Series

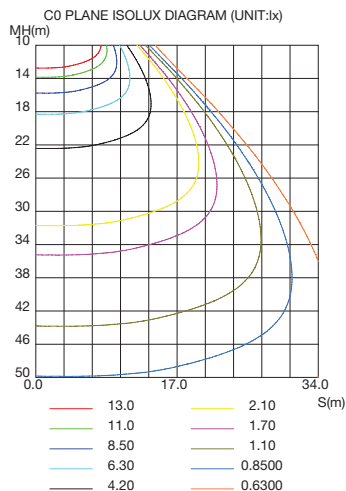
PHOTOMETRICS

BWP-45W27-50K

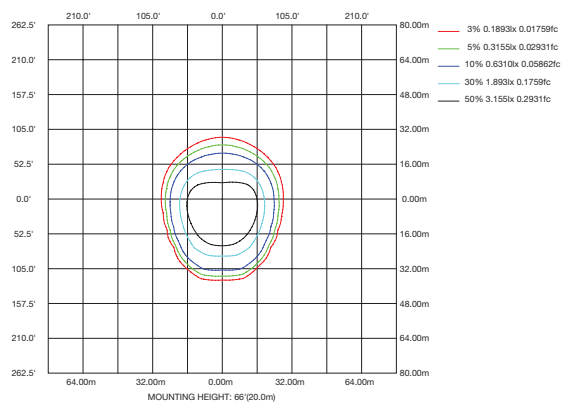
LUMINOUS INTENSITY DISTRIBUTION DIAGRAM



AVERAGE BEAM ANGLE(50%):80.9 DEG

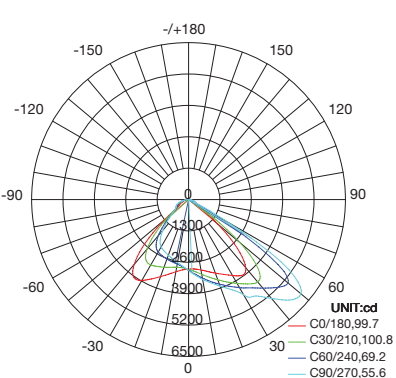


ISOLUX DIAGRAM

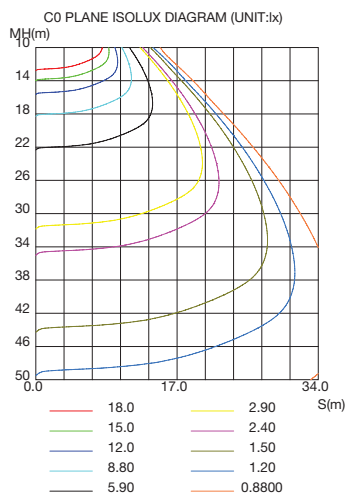


BWP-07W27-50K

LUMINOUS INTENSITY DISTRIBUTION DIAGRAM



AVERAGE BEAM ANGLE(50%):81.3 DEG



ISOLUX DIAGRAM

