

Item Number 7305400

Comet Ceiling Fan

52 in. Brushed Nickel Finish
Reversible Blades (Charcoal/Wengue) Frosted Glass

Specifications

Size	52"
Blades.....	Reversible Plywood Blades (Charcoal/Wengue)
Blade Pitch.....	11°
Approved Location	Indoor
Suggested Room Size.....	Great Room (up to 20x20)
Down Rod.....	3/4 x 4"
Installation.....	Combo
Max. Ceiling Angle.....	15°
Lead Wire	54"
Light Bulb Usage.....	Includes (2) Candelabra (E12) Base, 4.5 Watt G 16-1/2 LED Lamps
Control.....	Remote Control Adaptable
Motor Finish.....	Brushed Nickel
Motor Material	Silicon Steel Motor 153mm x 17mm
Reverse Airflow.....	Yes
Capacitor	Triple
Switch Housing Cap.....	Not Included



Reversible Wengue
Finish Blades

Energy Information


	<u>With down rod</u>	<u>Hugger/ Without down rod</u>
Airflow (CFM) when operated at high speed.....	4460	3589
Energy Use (excludes lights) ^Δ	39	39
Airflow (CFM) ^Δ	3210	2492
Airflow Efficiency (CFM/W) ^Δ	82	64
Estimated Yearly Energy Cost ^Δ	\$11	\$11
RPM (High)	147	
Amp (High)	0.53	
Watts (High)	63	



Light Source

Number of Lamps.....	2
Energy Use (Watts) [†]	5.50
Equiv. Incand. Wattage [†]	60
Color Temperature (Kelvin).....	2700
Color Designation: Warm White	
Lumen [†]	500
CRI.....	80
Average Rated Hours.....	15000
Life in Years ^{**†}	13.60
Estimated Yearly Energy Cost..	\$0.66

Specifications are subject to change without notice, please visit www.westinghouselighting.com for latest information.

 and Westinghouse are trademarks of Westinghouse Electric Corporation. Used under license by Westinghouse Lighting. All Rights Reserved.

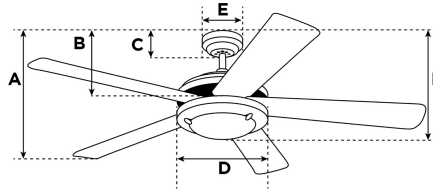
^Δ Based on typical use, excluding lights
^{*} Based on 12 cents per kWh and 6.4 hours use per day
[†] Values are per lamp
^{**} Based on 3hrs./day

Item Number 7305400

Comet Ceiling Fan

52 in. Brushed Nickel Finish
 Reversible Blades (Charcoal/Wengue) Frosted Glass

A. Top of Canopy to Bottom of Blades	11.9"
B. Top of Canopy to Bottom of Switch House	14.3"
C. Top of Canopy to Bottom of Canopy	2.3"
D. Width of Motor Housing.....	11.5"
E. Width of Canopy.....	5.1"
F. Top of Canopy to Bottom of Glass.....	14.3"




If a Combo Style Fan with a 4" Down Rod is installed without the Down Rod, Subtract 3" from the Dimensions Listed (A, B, F).
 If a Combo Style Fan with a 6" Down Rod is installed without the Down Rod, Subtract 5" from the Dimensions Listed (A, B, F).

Warranty

Ceiling fans backed by our Limited Lifetime Warranty have a lifetime motor warranty and a 2-year warranty on all other parts.

Specifications are subject to change without notice, please visit www.westinghouselighting.com for latest information.

 and Westinghouse are trademarks of Westinghouse Electric Corporation. Used under license by Westinghouse Lighting. All Rights Reserved.