

TotalGrow™ Mezzo

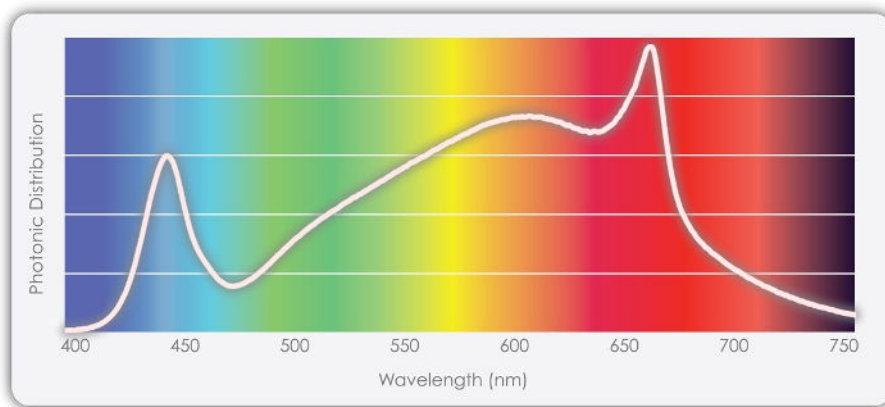


Uncompromised Versatility & Performance

Achieve your target yields and quality.

Save time, money, electricity, and sales.

- 80W mid-power light bars at 2.6 $\mu\text{mol}/\text{J}$ for precision light delivery.
- Thin, narrow profile for minimal shadowing and height.
- Simple daisy-chaining installation with hooks, cables, or inter-lighting hangers
- Full spectrum for exceptional versatility




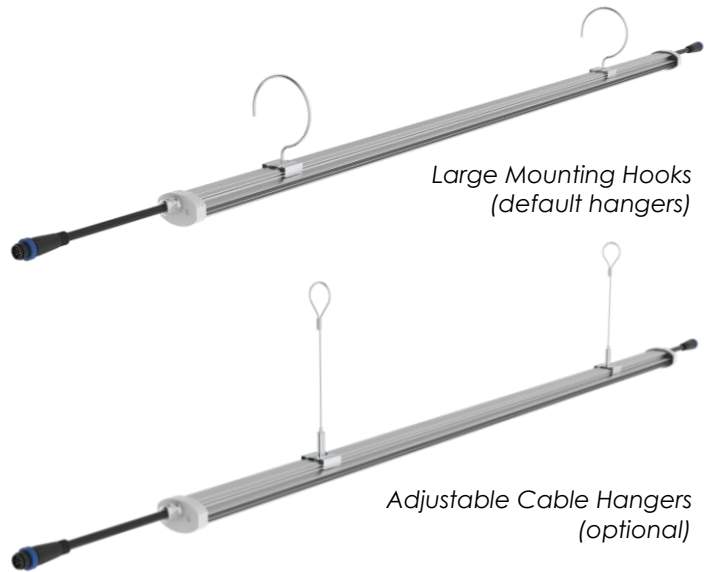
Spectrum/Power Customization Available



contact: info@venntis.com





The TotalGrow Mezzo generates an ideal light spectrum for diverse supplemental and sole source applications with a versatile output pattern and shape, exceptional efficiency and profound total value in a pleasant work environment. This plug-and-play solution is simple to implement, low on upfront and ongoing costs and makes it possible to sustainably grow high quality plants year-round over a very long lifetime in virtually any setup.

Mezzo Product Specifications:	Mezzo 80 HO	
Product Number	TG8B2BH	
Power Consumption (W)	80	
Output (μmol/s)	210	
Efficacy (μmol/J)	2.6	
Length x Width x Height (in.)	45 x 2.1 x 1.3	
Weight (lbs.)	2.6	
Input Voltage	100-277V	
Daisy-Chain Limit (120V / 240V)	6 / 12	
Projected Service Life	50,000 hours	
Warranty	5 years	
Waterproof	IP65	



Usage Guidelines

Every application is unique, and our lighting experts will gladly provide you with a detailed, custom light plan (contact info@venntis.com). In the meantime, the following chart will provide helpful benchmarks:

Usage Guidelines: TotalGrow Mezzo Lights				
	Light Level Target	Low	Medium	High
	Plant Size	Small	Medium	Large
Examples		Germination, Microgreens 	Late Propagation, Lettuce, Basil 	Tomatoes, Plants larger than 1 cu ft 
Supplemental (Greenhouse Sun + TotalGrow Lights)	Light Intensity (PPFD):	40 μmol/m ² /s	80 μmol/m ² /s	225 μmol/m ² /s
	Coverage	48 sq. ft	24 sq. ft	8 sq. ft
	Spacing	6 x 8 ft	4 x 6 ft	2 x 4 ft
	Height	5 ft	3.5 ft	2 ft
Sole Source (100% TotalGrow Lighting)	Light Intensity (PPFD):	120 μmol/m ² /s	240 μmol/m ² /s	800 μmol/m ² /s
	Coverage	15 sq. ft	7.5 sq. ft	2.5 sq. ft
	Spacing	3 x 5 ft	1.5 x 5 ft	7" x 48"
	Height	2.5 ft	1.5 ft	6"

- Shorten growth cycles • Improve yields and quality • Reliably produce year-round
- Reduce up to 60% of energy compared to HPS • Long, low maintenance life
- Excellent light uniformly • Easy installation • Versatile, aesthetic, customizable spectrum